

Facilitating Student Engagement in Online Teaching


Milagros Lim – Borabo, Ph.D.



The image features a dark teal background. On the left side, there are decorative wavy lines in a lighter teal color, creating a stylized, organic shape. The text 'STUDENT ENGAGEMENT' is centered in the upper half of the image, written in a bold, white, sans-serif font. The word 'STUDENT' is on the top line, and 'ENGAGEMENT' is on the bottom line.

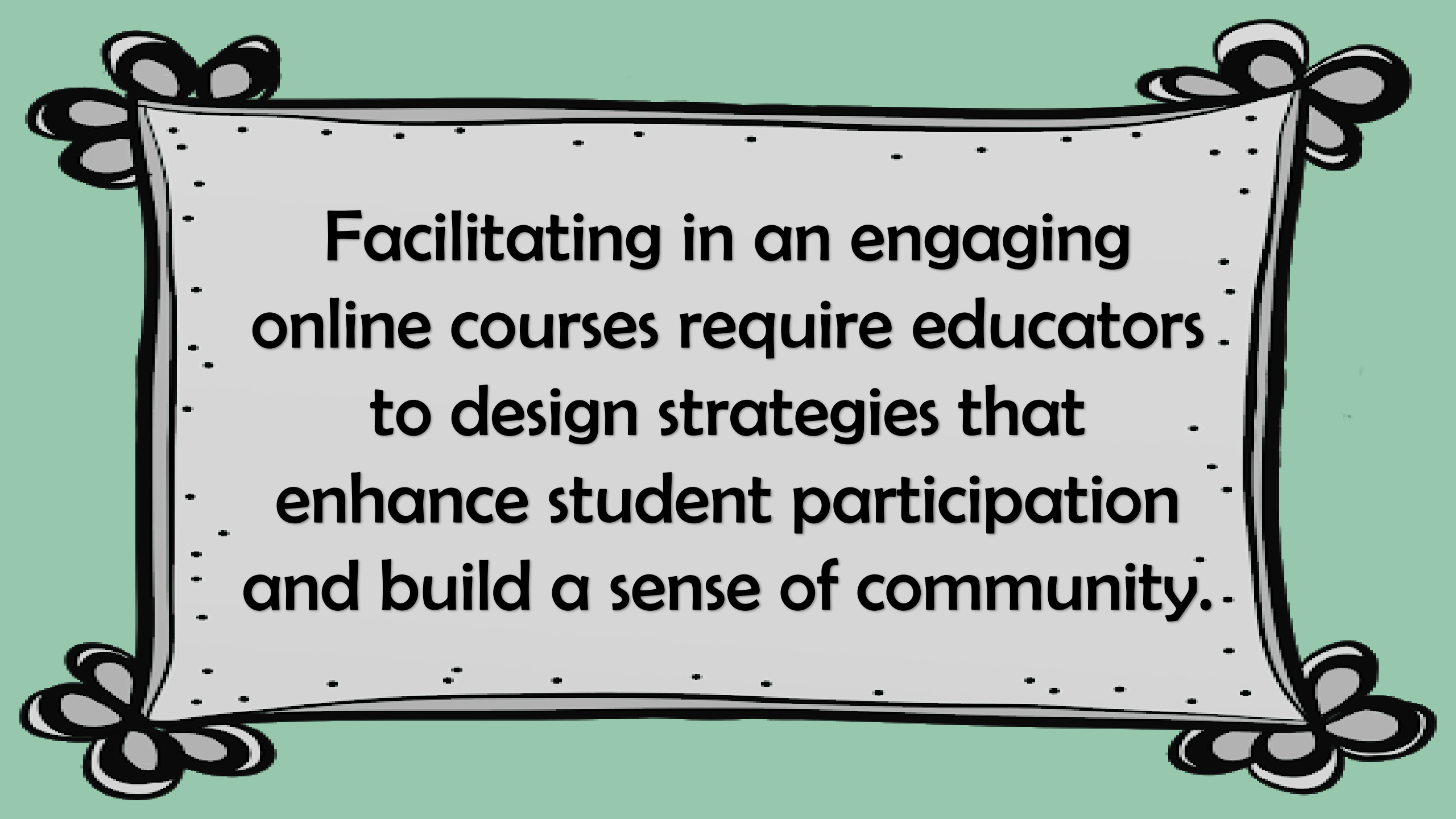
STUDENT ENGAGEMENT

- The degree of attention, curiosity, interest, optimism and passion that students show how they are learning or being taught which extends to the level of motivation they have to learn and progress in education

The left side of the slide features a decorative graphic consisting of several overlapping, wavy, vertical lines in shades of light green and teal, creating a sense of movement and depth.

IMPORTANCE OF STUDENT ENGAGEMENT

- **Engaged students are more likely to achieve academically, attend class regularly, and stay in school**
- **Students themselves are perhaps the best source of information about whether they feel engaged by their teachers and classwork.**



**Facilitating in an engaging
online courses require educators
to design strategies that
enhance student participation
and build a sense of community.**


collaborative learning

developing and enhancing relationships

fostering educator's feedback

promotes self-directed and proactive learning

**Student
Engagement
leads to:**



TIPS IN INCREASING STUDENT ENGAGEMENT

1

Be clear in communicating expectations / outcomes.

2

Use of multiple formats

course e-mail	instant messaging
discussion forum	broadcast
chat room	homepage announcements

3

Design active learning opportunities

- case studies
- interviews
- group projects
- hands-on learning
- gathering and analyzing local data

4

Design active learning opportunities

- Immediate responses to discussion points and email questions keep students on track for all the succeeding activities.
- Feedback must be detailed and positive in nature to boost students' morale

5

Employ opportunities for self-assessment

- **Students must take more responsibility for their own learning**
 - ❖ **grading their own discussion points**
 - ❖ **providing input for their own grade**
 - ❖ **creating e-portfolio**

6

Use varied synchronous strategies

- Spider web discussion – students answer questions independently and shares responses at the start of discussion
- Use chat to check for understanding
- Flip your classroom to stimulate deeper and lengthy discussions

6

Use varied synchronous strategies

- Adapt Think-Pair-Share
- Use Think- Write-Share
- Create online forum
- Have virtual gallery walk
- Use brainstorming online



Engage students in social learning

- creating hashtags (#) to boost posts with course relevant content
- using different social media platforms



Design badges and certificates

- Recognize students' accomplishments along the way.
- Awarding achievements based on learned competencies

9

Give emphasis on tasks

- **Create a structure that must be followed, allowing acceleration of pace.**

10

Respect diverse talents and ways of learning

11

Communicate using multiple channels of communication

12

Keep a running list of open online resources

13

Reflect on your teaching

- What can be improved about my individual interaction with students?
- What more can I do to make this subject more engaging and highly memorable?

14

Create and maintain a strong presence by video of introducing yourself

15

Establish a sense comfort and develop a community of learners.

- Ask questions that empower students to question each other and elicit lively discussion

16

Promote reflection and communication through quality asynchronous discussion

17

Have a good balance of being an active facilitator and active observer

18

Regularly check links, resources, modules and activities

19

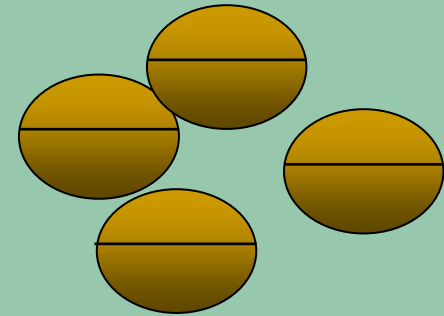
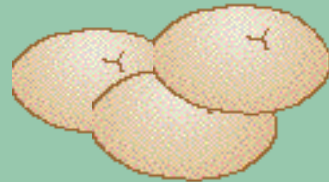

Expect the unexpected and remain flexible.

20

Inform students where to go for technical support. Make contacts readily available.

THE CARROT, THE EGG AND THE **COFFEE**

BEAN



Put three pots of water over the fire.





In the first pot, put some carrots.



In the second pot, put some eggs.




In the third pot, put some coffee beans that have been grounded into coffee powder.

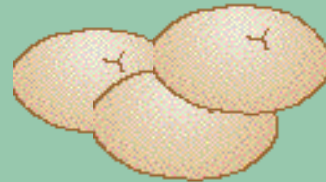


Boil all three pots for 15 minutes.

Take out what you put in.



**The carrots went in hard.
They are now soft.**



**The eggs went in soft inside.
Now they are hard inside.**



The coffee powder has disappeared.

But the water has the color and the wonderful smell of coffee.




Now think about life.

Life is not always easy.

Life is not always comfortable.

Sometimes life is very hard.






Things don't happen like we wish.

People don't treat us like we hope.



We work very hard but get few results.
What happens when we face **difficulties**?

Now think about the pots.




The boiling water is like the **problems of life.**

We can be like the carrots.



**We go in
tough and strong.**



**We come out soft
and weak.**



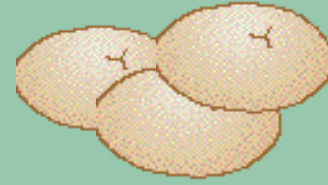
We get very tired.
We lose hope.
We give up.

There is no more
fighting spirit.



Don't be like the carrots!

We can be like the eggs.




**We start with a soft
and sensitive heart.**

**We end up very hard
and unfeeling inside.**

We hate others.
We don't like ourselves.


We become hard-
hearted.

There is no warm feeling,
only bitterness.



Don't be like the eggs!

We can be like the coffee beans.



**The water does not
change the coffee
powder.**

**The coffee powder
changes the water!**


The water has become different because of the coffee powder.

See it.
Smell it.
Drink it.



The **hotter** the water, the **better** the taste.

We can be like the coffee beans.



**We make something good from
the difficulties we face.**


We learn new things.



We have new knowledge,
new skills, new abilities.



We grow in experience.



**We make the world around us
better.**


To succeed, we must try... and try again.


We must believe in what we are doing.

We must not give up.

We must be patient.

We must keep pushing.






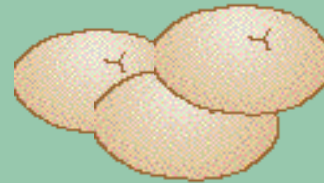
Problems and difficulties give us the chance to become **stronger...** and **better...** and **tougher.**

What are we like when things do not go well?

Are we like the carrot...



or the egg...



or the coffee bean?





Be like the coffee bean!

Remember:

Happy and engaged
students

learn more

do more

work more

Be a highly engaged
EDUCATOR!

The only thing a person
can ever really do is



References:

- <https://nearpod.com/blog/why-is-sel-social-and-emotional-learning-important/>
- <https://www.google.com/search?q=student+engagement+meaning&oq=student+engage&aqs=chrome.4.0i131i433j0j69i57j0l7.19535j0j15&sourceid=chrome&ie=UTF-8>
- <https://www.google.com/search?q=student+engagement+in+online+learning+what+works+and+why&oq=Student+engage&aqs=chrome.4.69i59j0i131i433j0j69i57j0l6.10497j0j15&sourceid=chrome&ie=UTF-8>
- <https://www.3plearning.com/blog/20-student-engagement-strategies-captivating-classroom/>